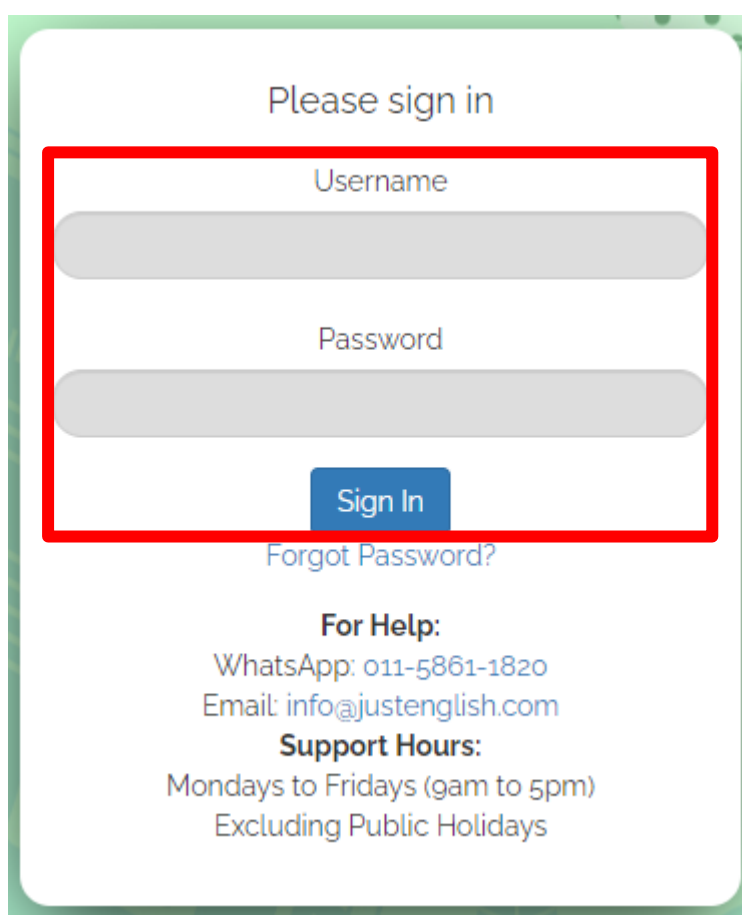


To ensure efficient and effective use of this platform and smooth online classes, please make sure that you have the following:

- A **working PC** or **Laptop** with a **working headset**, and **microphone**
- **Browser:** the latest version of Chrome (recommended)
- **Internet Connection:** A download and upload speed of **at least 5Mbps** is strongly recommended. To check if you meet the minimum Internet speed requirement, please do a quick speed test at:

<https://www.speedtest.net/>

1. Go to <https://kwanghua.justenglish.com/> and **Sign In** by entering the **Username** and **Password**.

A screenshot of a web sign-in form. The form is titled "Please sign in" and contains two input fields: "Username" and "Password". Below these fields is a blue "Sign In" button. A red rectangular box highlights the Username, Password, and Sign In button fields. Below the button is a link that says "Forgot Password?". At the bottom of the form, there is a section for help and support hours.

Please sign in

Username

Password

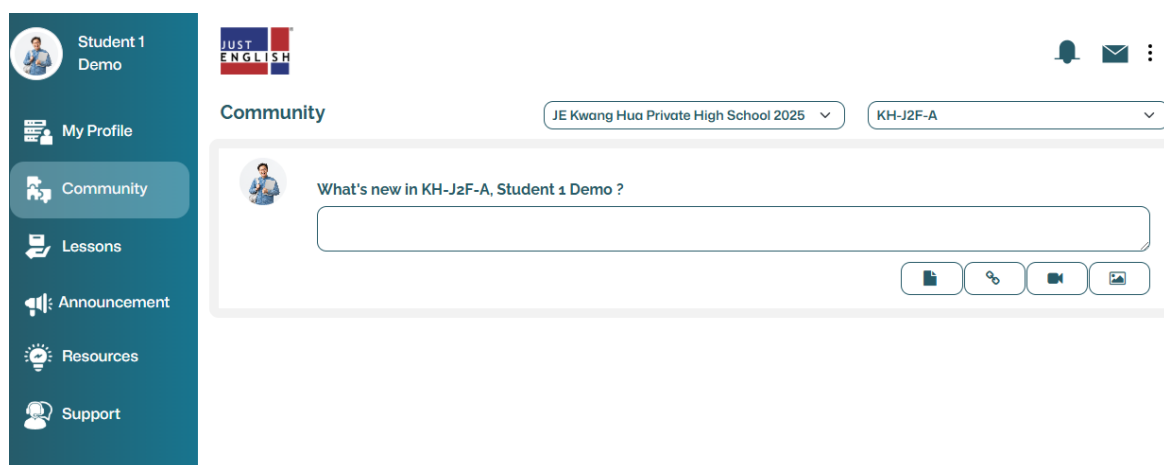
Sign In

[Forgot Password?](#)

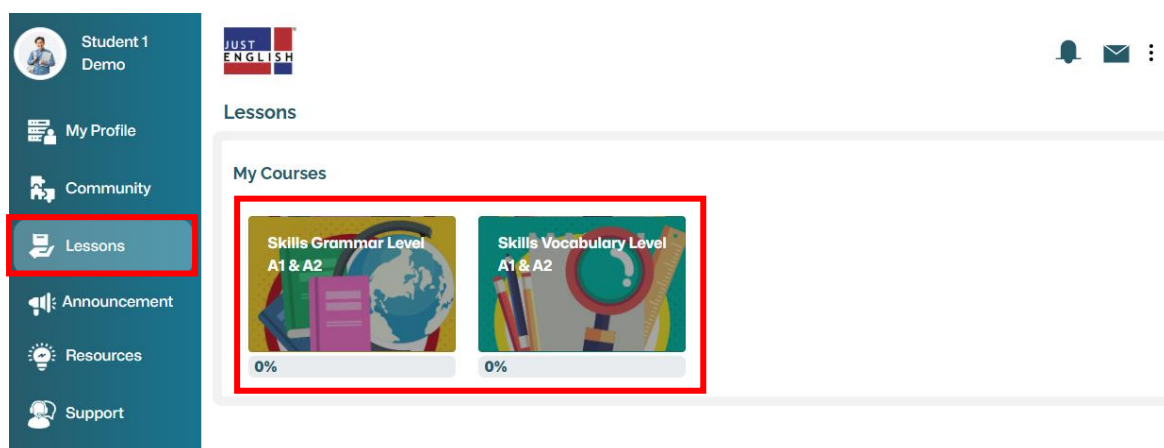
For Help:
WhatsApp: 011-5861-1820
Email: info@justenglish.com

Support Hours:
Mondays to Fridays (9am to 5pm)
Excluding Public Holidays

- You will then be directed to SunagoLearn page. In the Community page, your teacher or online coach will write a post, or attach a link, document, video or picture and post them for discussion. Your teacher and fellow classmates will be able to read your post. Respond to them by liking or replying to the post, just like on FB. The sample below shows a teacher's brief post.

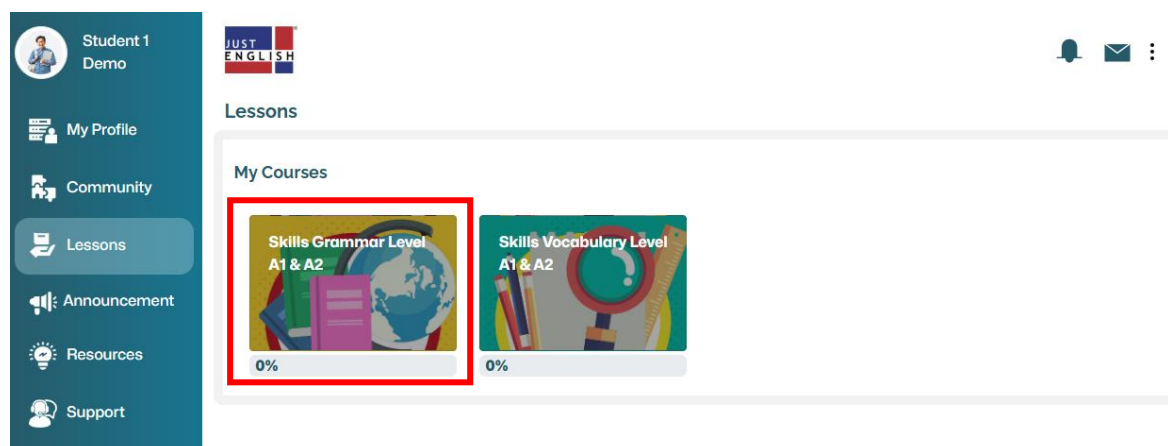


- Next, you may click on the **Lesson** tab to view the class you are enrolled in as shown below.

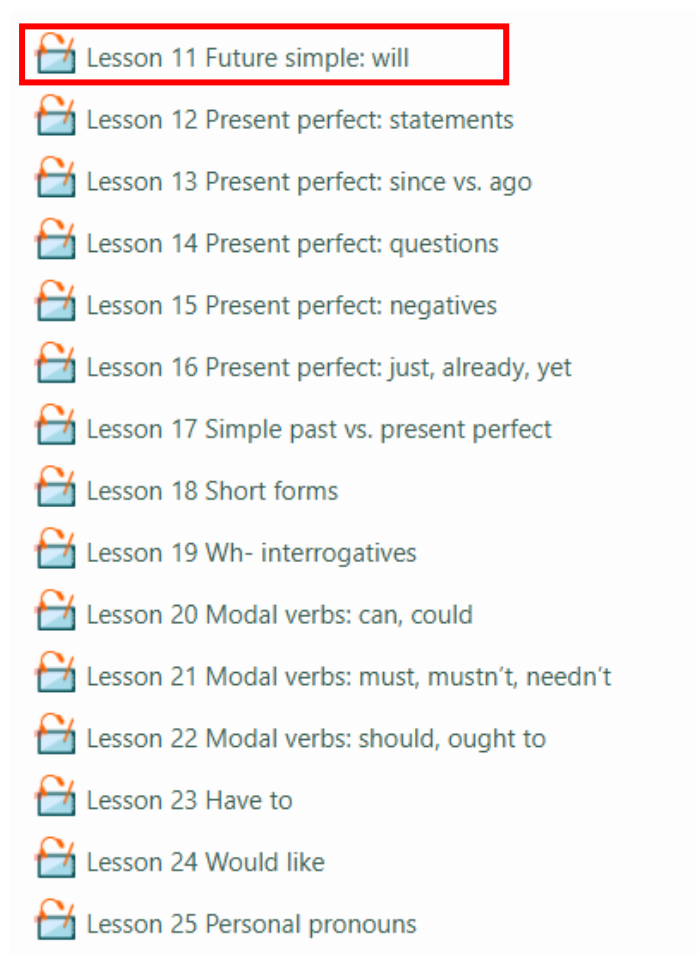


How to access Online Practices (CEFR Grammar and Vocabulary)

4. Click on the **Skills Grammar Level** course.



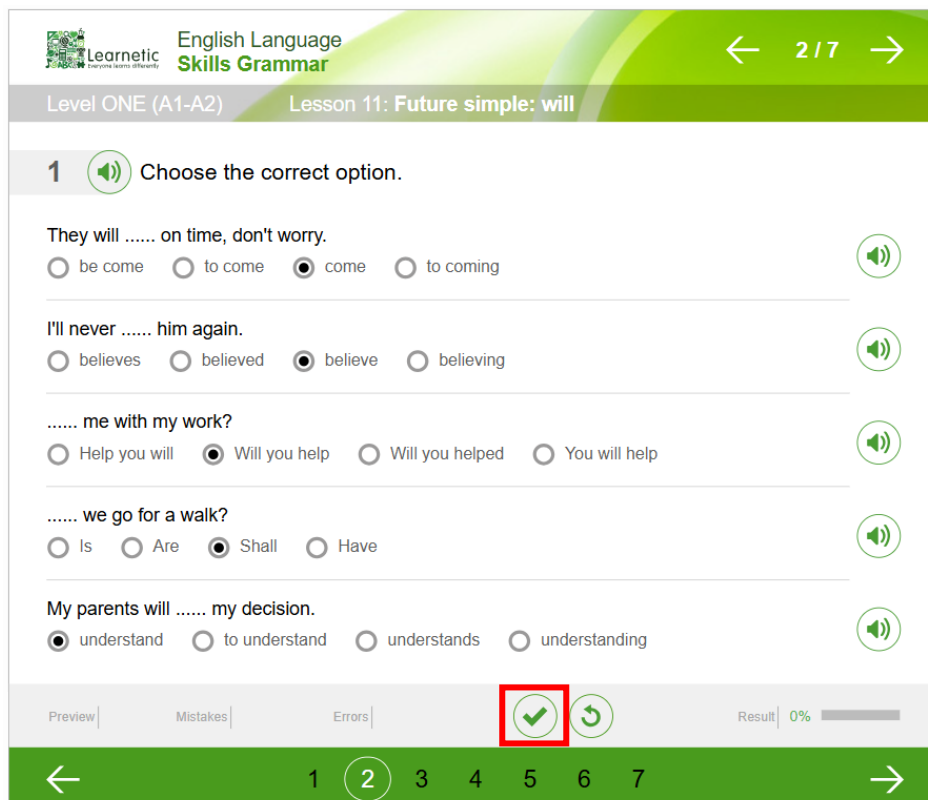
5. Then, choose a **lesson**.



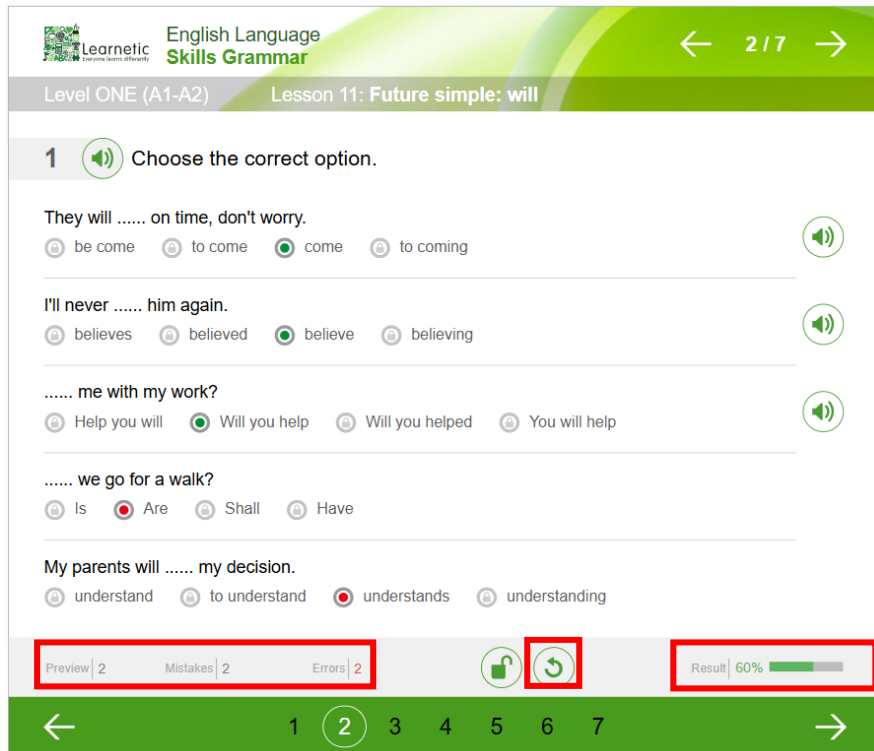
6. Click on **arrow** or **numbering** to start the lesson.



7. Once, you have answered all the questions, click on the **right** button.



8. You can view your results here. You may also redo the activity.



English Language Skills Grammar

Level ONE (A1-A2) Lesson 11: Future simple: will

1 Choose the correct option.

They will on time, don't worry.
☐ be come ☐ to come ☒ come ☐ to coming

I'll never him again.
☐ believes ☐ believed ☒ believe ☐ believing

..... me with my work?
☐ Help you will ☒ Will you help ☐ Will you helped ☐ You will help

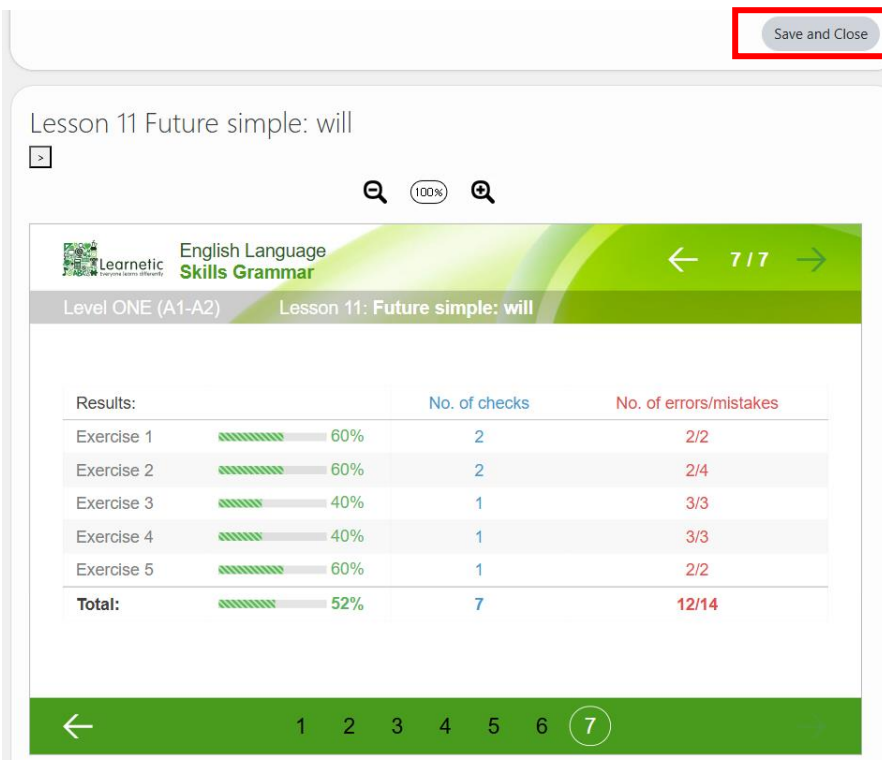
..... we go for a walk?
☐ Is ☒ Are ☐ Shall ☐ Have

My parents will my decision.
☐ understand ☐ to understand ☒ understands ☐ understanding

Preview 2 Mistakes 2 Errors 2

Result 60%

9. When you have completed all the activity, please don't forget to click on the "Save and Close" Window button.



Save and Close

Lesson 11 Future simple: will

English Language Skills Grammar

Level ONE (A1-A2) Lesson 11: Future simple: will

| Results: | No. of checks | No. of errors/mistakes |
|-------------------|---------------|------------------------|
| Exercise 1 60% | 2 | 2/2 |
| Exercise 2 60% | 2 | 2/4 |
| Exercise 3 40% | 1 | 3/3 |
| Exercise 4 40% | 1 | 3/3 |
| Exercise 5 60% | 1 | 2/2 |
| Total: 52% | 7 | 12/14 |